



Heartsy Heart Block Pattern

Finished Block Size: 12" x 12"



This pattern is meant as a free add on if you already have the Brightly or Pumpkin Patches pattern, and would like to make the quilt with hearts. It's meant to alternate with the Chain blocks included in those patterns, but it would also be cute on it's own. If you'd like the full pattern for the Heartsy quilt, it can be found at cluckclucksewshop.com.

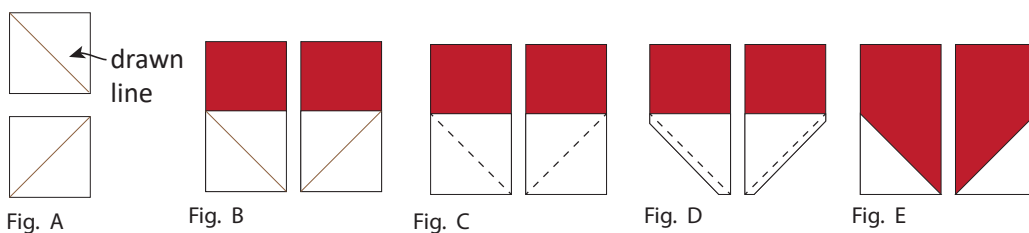
BLOCK INSTRUCTIONS:

1. Cut out the following pieces to make a heart block:

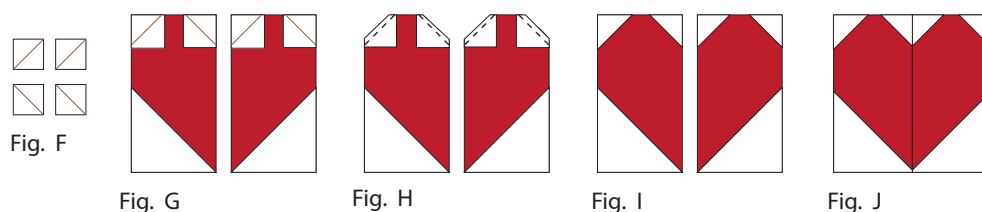
Print fabrics: 2 matching 4 ½" x 8 ½" strips for the heart, 4 assorted 2 ½" squares of other fabric for the block corners.

Background fabric: 4 squares 2" x 2", 2 squares 4 ½" x 4 ½", 4 strips 2 ½" x 8 ½"

2. Draw a diagonal line on the wrong side of both background 4 ½" squares from corner to corner (Fig. A). Place the 4 ½" squares on the bottom of the print 4 ½" x 8 ½" strips as shown (Fig. B). Sew on the pencil lines (Fig. C). Trim the corners leaving a ¼" seam allowance (Fig. D). Press the seams open (Fig. E).

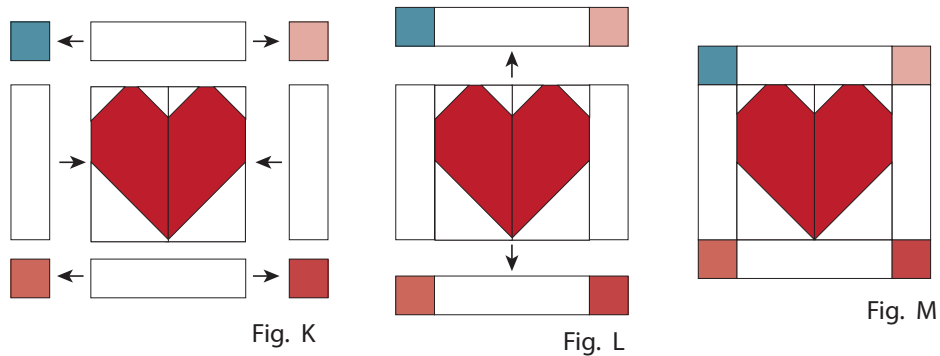


3. Draw a diagonal line on the wrong side of each of the 2" background squares from corner to corner (Fig. F). Place the 2" squares on the top of the 4 ½" x 8 ½" strips with the pencil lines as shown, right sides together (Fig. G). Sew on the pencil lines, and trim the corners leaving ¼" (Fig. H). Press the seams out towards the corners or open (Fig. I).



4. Sew the two sides of the hearts together as shown, and press seam open (Fig. J). The heart should measure 8 ½" square.

5. Layout the 4 print 2 ½" squares, and the 4 background 2 ½" x 8 ½" strips as shown (Fig. K). Sew the 2 ½" squares to the 2 ½" x 8 ½" strips on the top and bottom, press seams towards the print squares. Sew a 2 ½" x 8 ½" strip to each side of the heart block, press seams in. Sew the top and bottom borders to the block, and press seams out (Fig. L).
The Heart block should measure 12 ½" square (Fig. M).



6. If you are using a Brightly or Pumpkin Patches pattern and replacing the Star or Pumpkin blocks with Heart blocks, make 15 of these Heart blocks, and 15 Chain blocks as shown in the patterns to make a 60" x 72" quilt. Layout the blocks and sew together as shown in the pattern.



A full pattern for the Heartsy quilt can be found at cluckclucksewshop.com. This pattern is not for re-sale, and is for personal use only. Thank you! -Allison



© Cluck Cluck Sew, 2022 Allison R. Harris
 Web: cluckclucksew.com
 Email: cluckclucksew@gmail.com